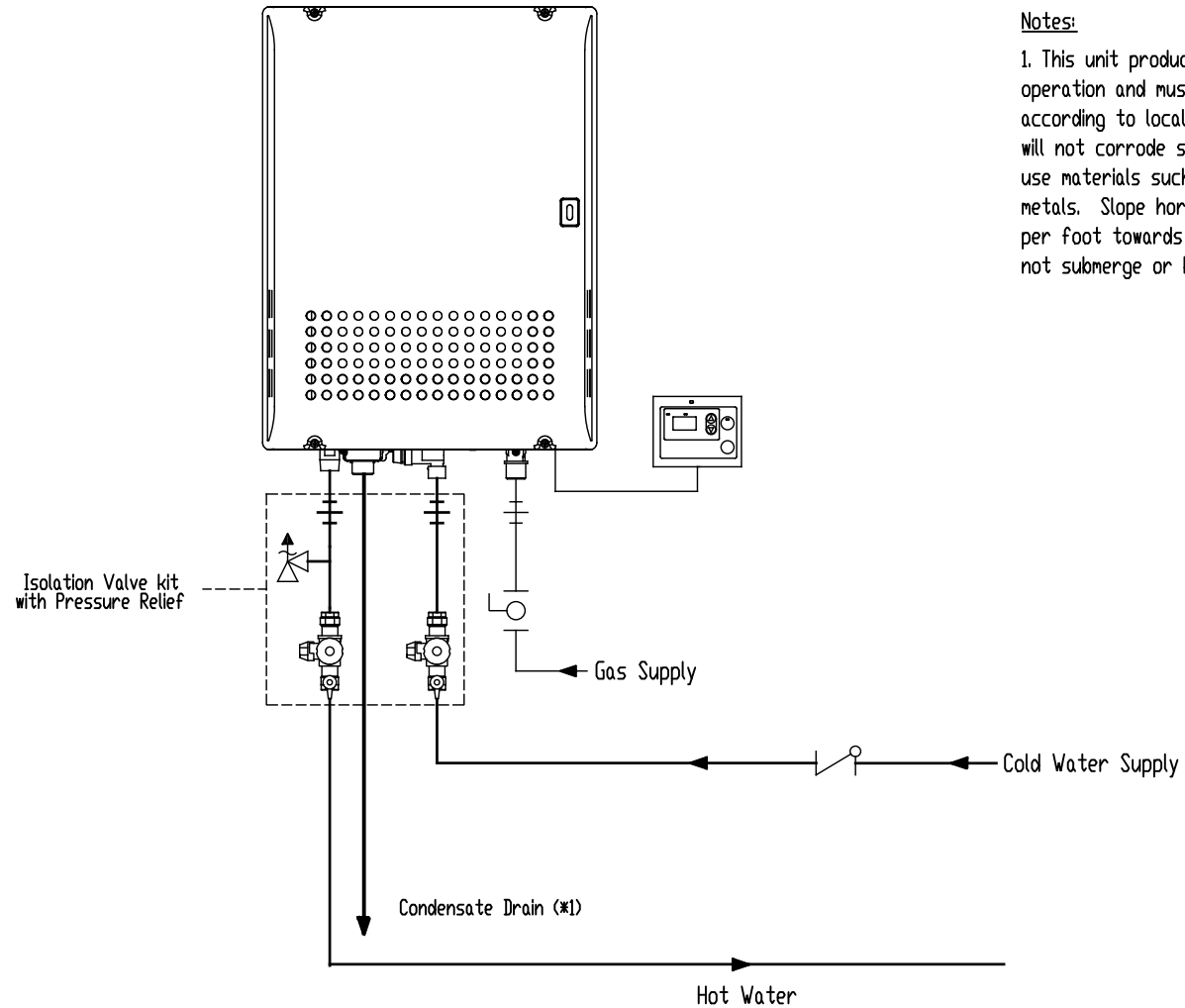


REVISIONS

REV.	DESCRIPTION	DATE	APPRVD.

Notes:

1. This unit produces acidic condensate during operation and must be drained and disposed according to local code. Use pipe material that will not corrode such as PVC or CPVC. Do not use materials such as black steel, iron, or other metals. Slope horizontal pipe downwards 1/4" per foot towards drain or condensate pump. Do not submerge or block end of drain pipe.



NORITZ
 11160 Grace Avenue
 Fountain Valley, California 92708
 866-7NORITZ (866-766-7489)
 www.noritz.com

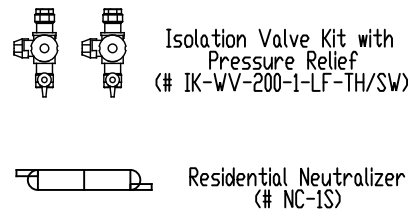
MODEL:
 Residential Condensing

APPLICATION:
 Domestic Hot Water









DRAWING NUMBER:
 NRC-DHW

DRAWING DATE:
 October 2018

Noritz Accessories



Note: This diagram is for reference only. Installation must comply with State and Local Code, all gas and water pipe must be sized correctly to specific length, according to accepted engineering methods or the UPC Code for Noritz Water Heaters to operate correctly.

-  Shut-off Ball Valve
-  Aquastat (Honeywell Model #L6006A or L6006C)
-  Check Valve
-  Pump
-  Union
-  Mixing Valve
-  Pressure Relief Valve (Watts 174A, Zurn P3000BR, Cash Acme F-82)
-  Thermal Expansion Tank