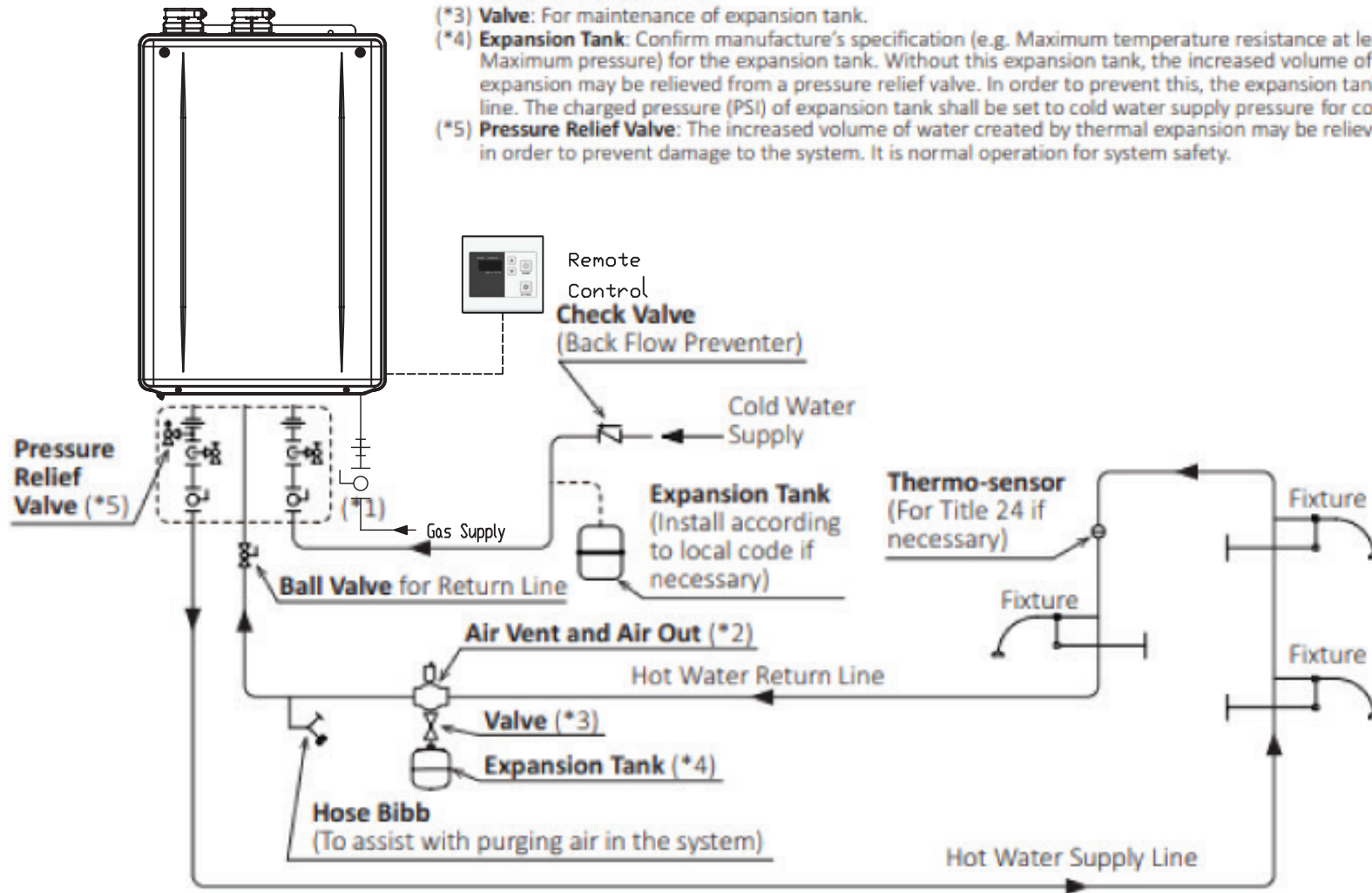


- (*1) **Isolation Valve (Service Valve Kit):** The manufacturer stocks the Isolation Valve (Service Valve Kit) for easy water line installation. The Isolation Valve (Service Valve Kit) is necessary for flushing the Heat Exchanger. This valve kit includes an integrated shut-off and service valve with unions and a pressure relief valve.
- (*2) **Air Vent and Air Out:** In order to prevent air locking in the recirculation pump, air out and air vent shall be installed near the Water Heater on the return line.
- (*3) **Valve:** For maintenance of expansion tank.
- (*4) **Expansion Tank:** Confirm manufacture's specification (e.g. Maximum temperature resistance at least 200°F (93°C), Tank volume, Maximum pressure) for the expansion tank. Without this expansion tank, the increased volume of water created by thermal expansion may be relieved from a pressure relief valve. In order to prevent this, the expansion tank shall be installed on the return line. The charged pressure (PSI) of expansion tank shall be set to cold water supply pressure for correct operation.
- (*5) **Pressure Relief Valve:** The increased volume of water created by thermal expansion may be relieved from the Pressure Relief Valve in order to prevent damage to the system. It is normal operation for system safety.



NORITZ
 11160 Grace Avenue
 Fountain Valley, California 92708
 866-7NORITZ (866-766-7489)
 www.noritz.com

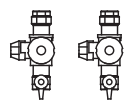
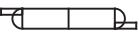

MODEL:
 Residential Condensing-
 NRCR

APPLICATION:
 Domestic Hot Water
 Recirculation

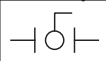
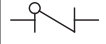
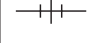





DRAWING NUMBER:
 NRCR-REC

DRAWING DATE:
 April 2020

Noritz Accessories

-  Isolation Valve Kit with Pressure Relief (# IK-WV-200-1-TH/LF)
-  Condensate Neutralizer (# NC-1S)
-  On-Demand Switch (1. # IHK-GB) (2. # IHK-RS)

Note: This diagram is for reference only. Installation must comply with State and Local Code, all gas and water pipe must be sized correctly to specific length, according to accepted engineering methods or the UPC Code for Noritz Water Heaters to operate correctly.

-  Shut-off Ball Valve
-  Check Valve
-  Union
-  Pressure Relief Valve (Watts 174A, Zurn P3000BR, Cash Acme F-82)
-  Aquastat (Honeywell Model #L6006A or L6006C)
-  Pump
-  Mixing Valve
-  Thermal Expansion Tank