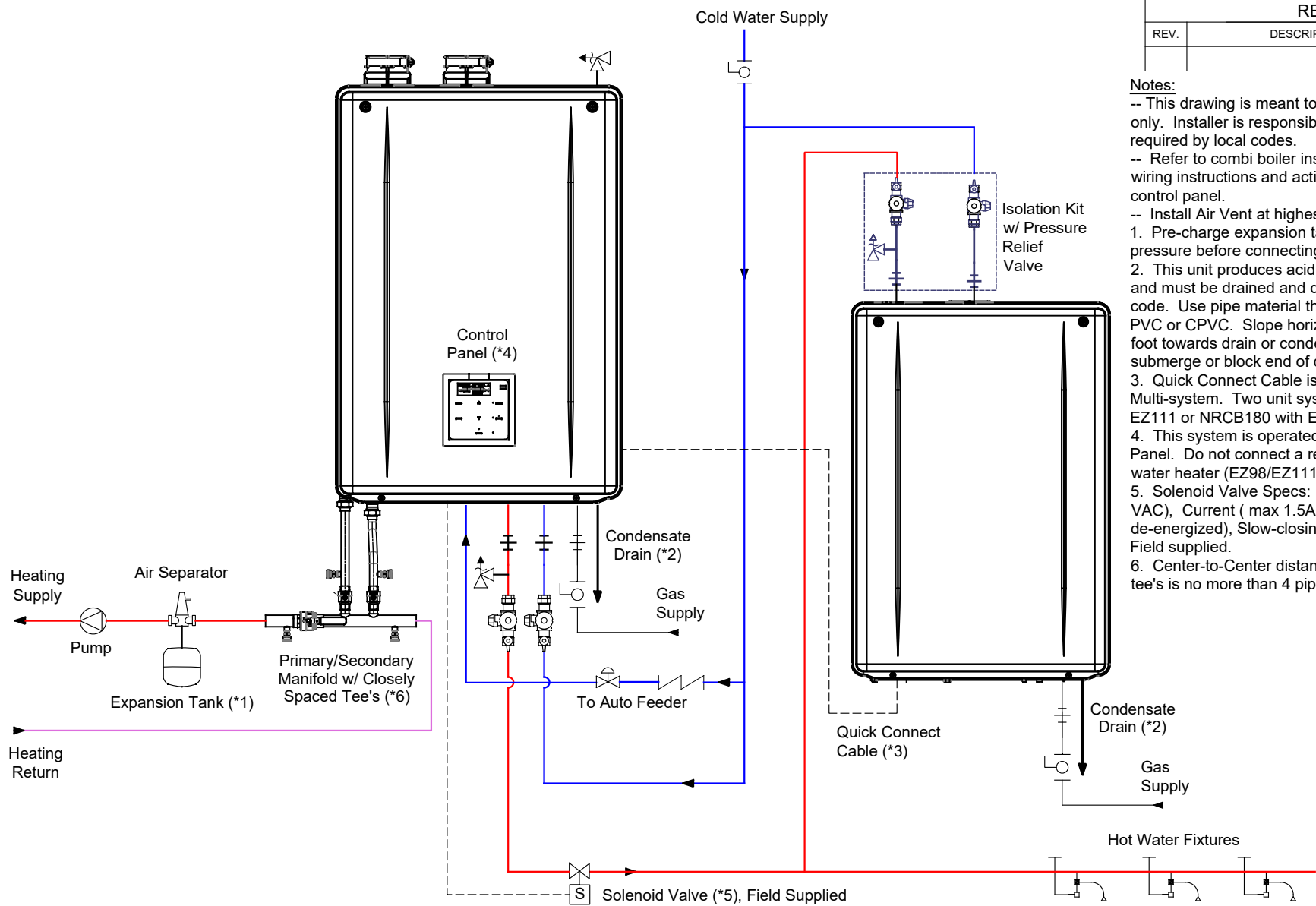



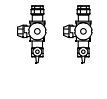
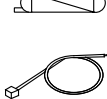

REVISIONS			
REV.	DESCRIPTION	DATE	APPRVD.











- Notes:**
- This drawing is meant to show system piping concept only. Installer is responsible for all equipment & detailing required by local codes.
 - Refer to combi boiler installation manual for electrical wiring instructions and activating Heating modes with the control panel.
 - Install Air Vent at highest point in plumbing system.
1. Pre-charge expansion tank to heating system pressure before connecting to heating system piping.
 2. This unit produces acidic condensate during operation and must be drained and disposed according to local code. Use pipe material that will not corrode such as PVC or CPVC. Slope horizontal pipe downwards 1/4' per foot towards drain or condensate pump. Do not submerge or block end of drain pipe.
 3. Quick Connect Cable is only available for 2 unit Multi-system. Two unit system must be NRCB199 with EZ111 or NRCB180 with EZ98.
 4. This system is operated by the Combi Boilers Control Panel. Do not connect a remote control to the tankless water heater (EZ98/EZ111).
 5. Solenoid Valve Specs: Pipe size (3/4"), Voltage (120 VAC), Current (max 1.5A), Normally Closed(when de-energized), Slow-closing solenoid recommended. Field supplied.
 6. Center-to-Center distance between closely spaced tee's is no more than 4 pipe diameters.

NORITZ
 11160 Grace Avenue
 Fountain Valley, California 92708
 866-7NORITZ (866-766-7489)
 www.noritz.com

MODEL: NRCB180 / NRCB199
 EZ98 / EZ111
APPLICATION: Primary/Secondary Heating Domestic Hot Water Quick Connect
DRAWING NUMBER: NRCB-Prim_Sec-QC
DRAWING DATE: December 2018

Noritz Accessories
 Primary/Secondary Manifold Kit (# MK-NRCB-1)
 DHW Isolation Kit w/ Pressure Relief 3/4" (# IK-WV-200-1-[Th or SW])
 Residential Neutralizer (# NC-1)
 Quick Connect Cord (# QC-2)

Note: This diagram is for reference only. Installation must comply with State and Local Code, all gas and water pipe must be sized correctly to specific length, according to accepted engineering methods or the UPC Code for Noritz Water Heaters to operate correctly.

 Shut-off Ball Valve	 Aquastat (Honeywell Model #L6006A or L6006C)
 Check Valve	 Pump
 Union	 Pressure Regulator
 Pressure Relief Valve	 Backflow Preventer