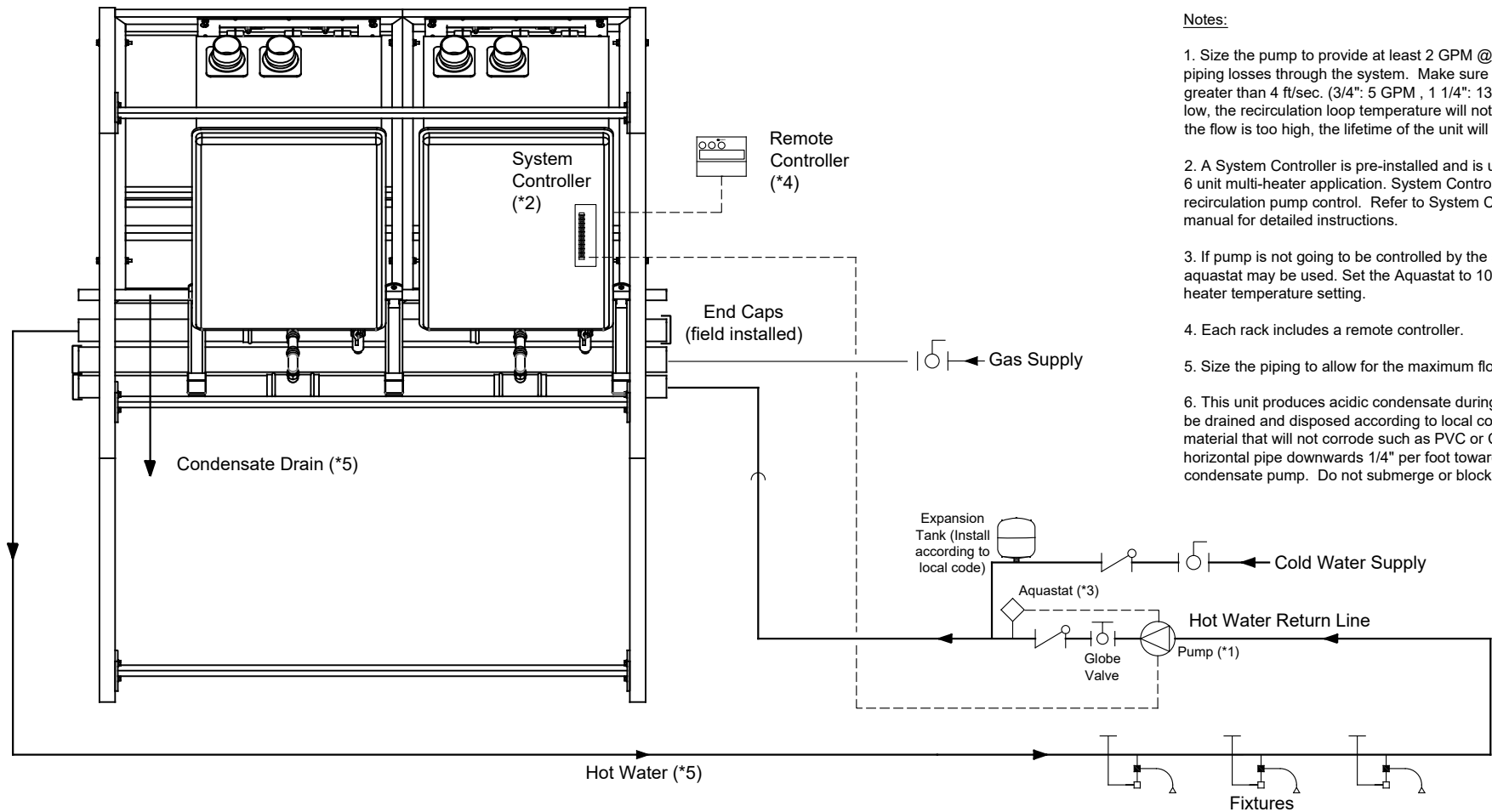


REVISIONS

| REV. | DESCRIPTION | DATE | APPRVD. |
|------|-------------|------|---------|
| | | | |

Notes:

1. Size the pump to provide at least 2 GPM @ 10 feet of head + piping losses through the system. Make sure the flow rate is not greater than 4 ft/sec. (3/4": 5 GPM , 1 1/4": 13 GPM). If flow is too low, the recirculation loop temperature will not be warm enough. If the flow is too high, the lifetime of the unit will be reduced.
2. A System Controller is pre-installed and is used to connect up to 6 unit multi-heater application. System Controllers also feature recirculation pump control. Refer to System Controller installation manual for detailed instructions.
3. If pump is not going to be controlled by the system controller, an aquastat may be used. Set the Aquastat to 10°F below the water heater temperature setting.
4. Each rack includes a remote controller.
5. Size the piping to allow for the maximum flow rates of the units.
6. This unit produces acidic condensate during operation and must be drained and disposed according to local code. Use pipe material that will not corrode such as PVC or CPVC. Slope horizontal pipe downwards 1/4" per foot towards drain or condensate pump. Do not submerge or block end of drain pipe.



11160 Grace Avenue
Fountain Valley, California 92708
866-7NORITZ (866-766-7489)
www.noritz.com




MODEL:
CR60-WH-2-(NG OR LP)

APPLICATION:
Domestic Hot Water
Multi-System Rack
Recirculation









DRAWING NUMBER:
CR2-RECIRC

DRAWING DATE:
June 2020

Noritz Accessories

-  Outdoor Vent Cap (# VC-6)
-  Commercial WiFi Adapter (# NWCC-ADAPTER)
-  Commercial Neutralizer (# NT-20A)

Note: This diagram is for reference only. Installation must comply with State and Local Code, all gas and water pipe must be sized correctly to specific length, according to accepted engineering methods or the UPC Code for Noritz Water Heaters to operate correctly.

-  Shut-off Ball Valve
-  Check Valve
-  Union
-  Pressure Relief Valve (Watts 174A, Zurn P3000BR, Cash Acme F-82)
-  Aquastat (Honeywell Model #L6006A or L6006C)
-  Pump
-  Mixing Valve
-  Thermal Expansion Tank