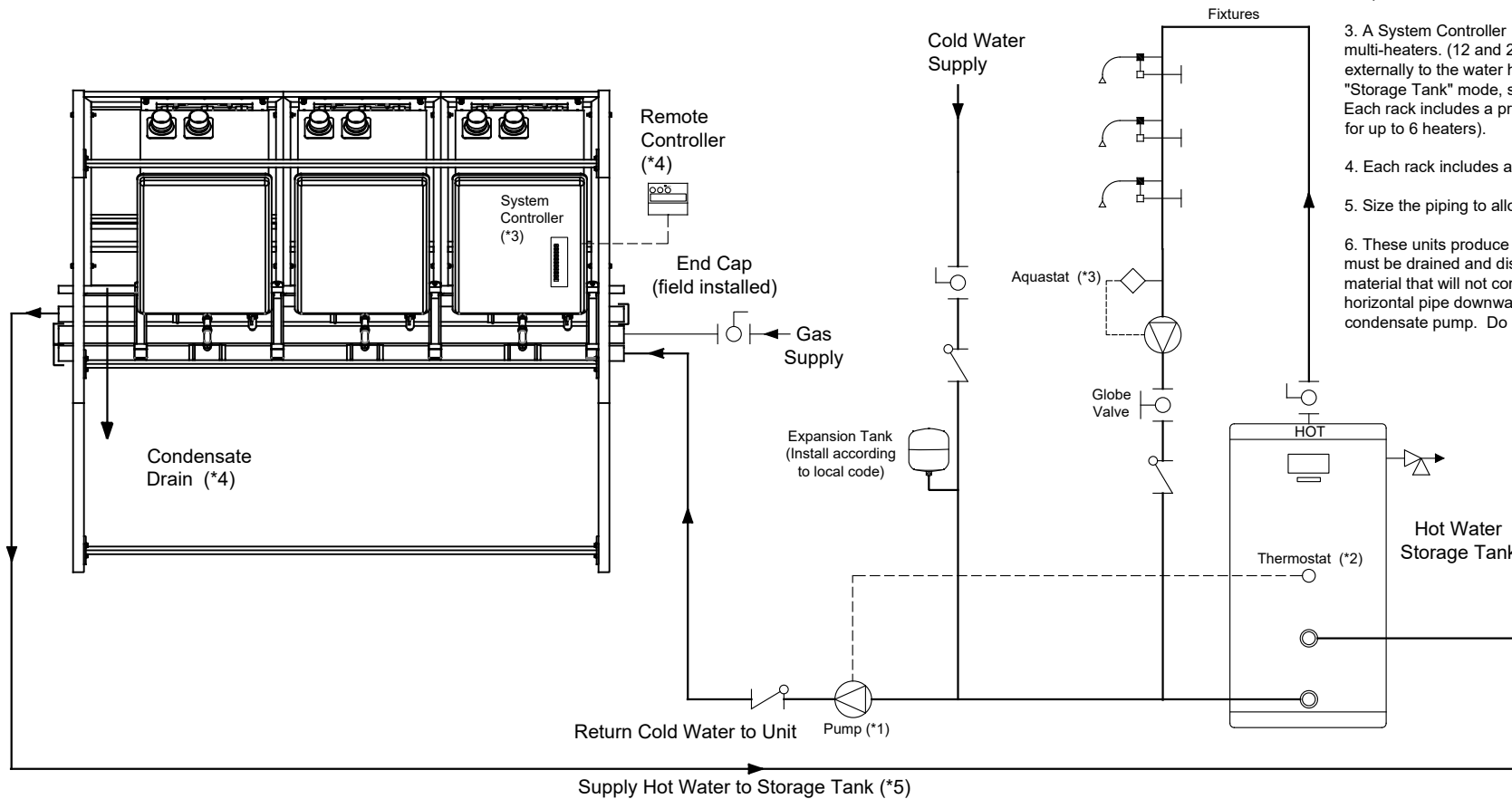


REVISIONS

REV.	DESCRIPTION	DATE	APPRVD.

Notes:

- To achieve the highest recovery, size the storage tank circulation pump for maximum capacity (18 gpm @ 20 ft head). See "Plumbing Applications" in the water heater installation manual.
- Storage tank aquastat should be set 10°F below the output set temperature of Noritz heater.
- A System Controller can be used to connect up to 6, 12, or 24 multi-heaters. (12 and 24 unit System Controllers are mounted externally to the water heaters.) Configure System Controller for "Storage Tank" mode, see system controller installation manual. Each rack includes a preinstalled System Controller (#SC-401-6M, for up to 6 heaters).
- Each rack includes a remote controller.
- Size the piping to allow for the maximum flow rates of the units.
- These units produce acidic condensate during operation and must be drained and disposed according to local code. Use material that will not corrode such as PVC or CPVC. Slope horizontal pipe downwards 1/4" per foot towards drain or condensate pump. Do not submerge or block end of drain pipe.



11160 Grace Avenue  
Fountain Valley, California 92708  
866-7NORITZ (866-766-7489)  
www.noritz.com




**MODEL:**  
CR60-WH-3-NG  
CR60-WH-3-LP

**APPLICATION:**  
Domestic Hot Water  
Recirculation  
Multi-System  
Storage Tank









**DRAWING NUMBER:**  
CR-3-ST-REC

**DRAWING DATE:**  
June 2020

**Noritz Accessories**

-  Outdoor Vent Cap (# VC-6)
-  Commercial WiFi Adapter (# NWCC-ADAPTER)
-  Commercial Neutralizer (# NT-20A)

*Note: This diagram is for reference only. Installation must comply with State and Local Code, all gas and water pipe must be sized correctly to specific length, according to accepted engineering methods or the UPC Code for Noritz Water Heaters to operate correctly.*

-  Shut-off Ball Valve
-  Check Valve
-  Union
-  Pressure Relief Valve (Watts 174A, Zurn P3000BR, Cash Acme F-82)
-  Aquastat (Honeywell Model #L6006A or L6006C)
-  Pump
-  Mixing Valve
-  Thermal Expansion Tank