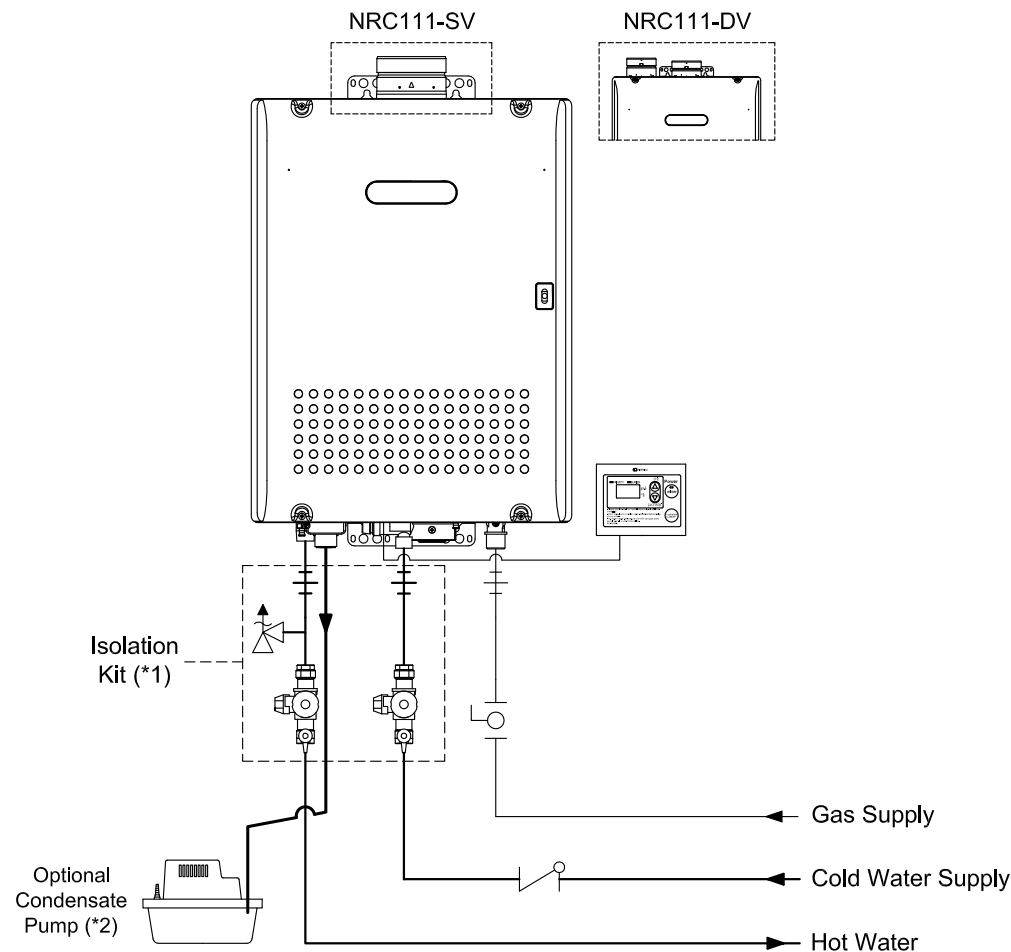


REVISIONS

REV.	DESCRIPTION	DATE	APPRVD.

Notes:

- Noritz recommends the use of Isolation Kit (IK-WV-7) with installation. Connections are available in Threaded or Sweat. These kits include an integrated shut-off and service valve with unions and a pressure relief valve.
- Use condensate pump when drain is located far away from water heater and size for desired lift distance. For the condensate drain line, use 1/2" PVC pipe. Slope horizontal pipe downwards 1/4" per foot towards drain or condensate pump. Do not submerge or block end of drain pipe.



11160 Grace Avenue
Fountain Valley, California 92708
866-7NORITZ (866-766-7489)
www.noritz.com

MODEL:

NRC111 Series

APPLICATION:

Domestic Hot Water

DRAWING NUMBER:

(1a)NRC111

DRAWING DATE:

November 17, 2009

Noritz Accessories



RC-7649M (Remote Controller)




RC-CORD10 (10' Remote Controller Cord, optional in 26')



VC-4C (Outdoor Vent Cap for -SV model only)


Note: *This diagram is for reference only. Installation must comply with State and Local Code, all gas and water pipe must be sized correctly to specific length, according to accepted engineering methods or the UPC Code for Noritz Water Heaters to operate correctly.*

 Shut-off Ball Valve


 Aquastat (Honeywell Model #L6006A or L6006C)


 Check Valve (optional)

 Pump

 Union

 Mixing Valve

 Pressure Relief Valve (Watts 174A, Zurn P3000BR, Cash Acme FWL-82)

 Thermal Expansion Tank