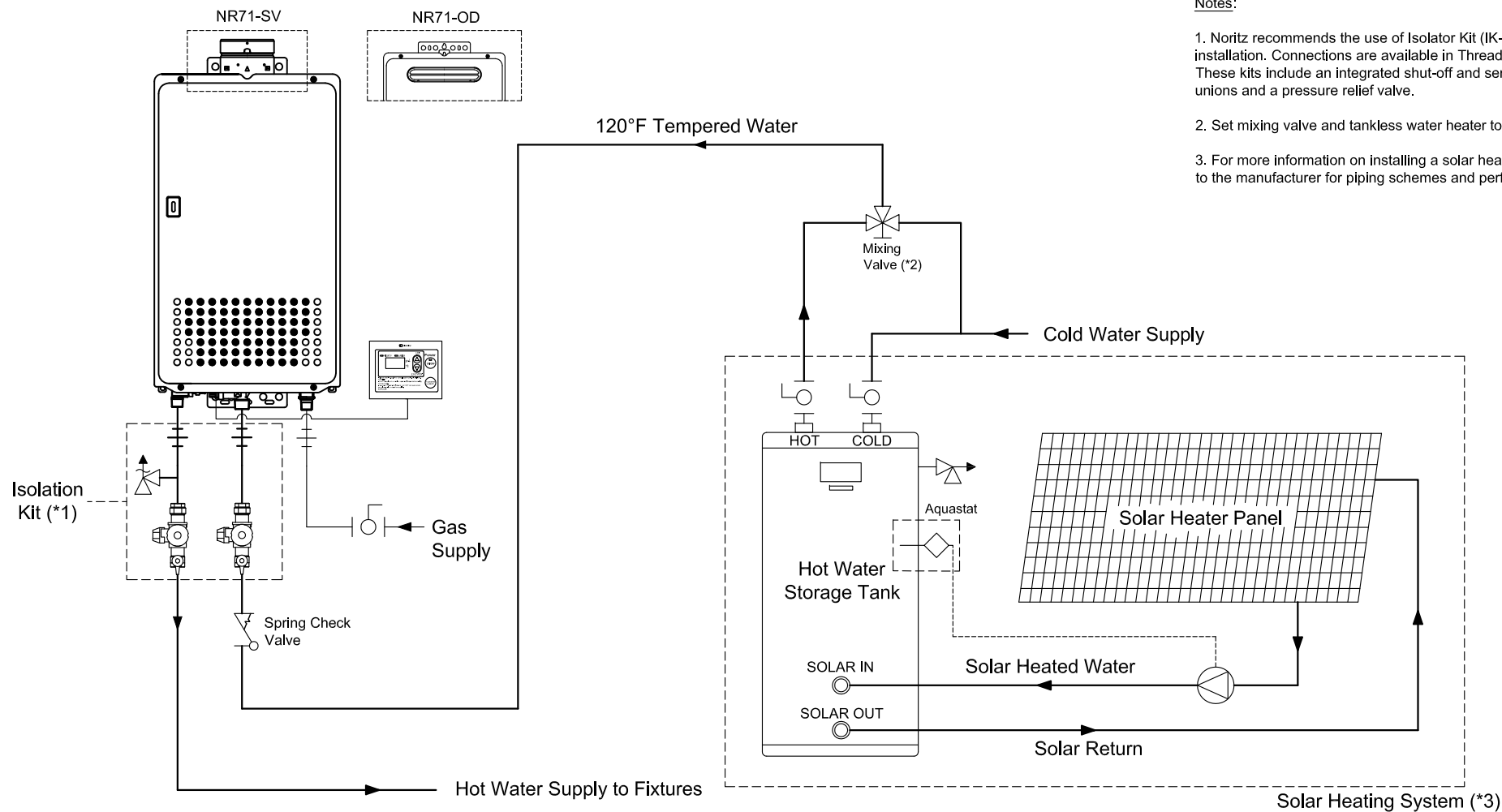


REVISIONS

REV.	DESCRIPTION	DATE	APPRVD.

Notes:

- Noritz recommends the use of Isolator Kit (IK-WV-7) with installation. Connections are available in Threaded and Sweat. These kits include an integrated shut-off and service valve with unions and a pressure relief valve.
- Set mixing valve and tankless water heater to 120°F.
- For more information on installing a solar heating system, refer to the manufacturer for piping schemes and performance data.



11160 Grace Avenue  
Fountain Valley, California 92708  
866-7NORITZ (866-766-7489)  
www.noritz.com

MODEL:

NR71 Series

APPLICATION:

Domestic Hot Water  
Solar Pre-Heat

DRAWING NUMBER:

(4a)NR71

DRAWING DATE:

November 17, 2009

**Noritz Accessories**



RC-7649M (Remote Controller,  
Optional with NR66/NR71)

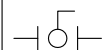


RC-CORD10 (10' Remote  
Controller Cord, optional in 26')



VC-4-1 (Outdoor Vent Cap  
for -SV model only)

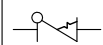
Note: This diagram is for reference only. Installation must comply with State and Local Code, all gas and water pipe must be sized correctly to specific length, according to accepted engineering methods or the UPC Code for Noritz Water Heaters to operate correctly.



Shut-off Ball Valve



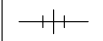
Aquastat



Spring Check Valve



Pump



Union



Mixing Valve



Pressure Relief Valve (Watts 3L,  
Zurn P1000A, Cash Acme FWL-2)



Thermal Expansion Tank